

*Educate-Inspire-Empower*

# **Indian Lake Local Schools State of the District 2015-16**



Patrick O'Donnell,  
Superintendent  
Coleen Reprogle  
Treasurer  
Indian Lake Schools



- 1,568 student average daily enrollment
- 93% Caucasian, 2% Hispanic, 4% Multi-Racial, 1% Other
- 50.1% Students in Poverty
- 12.8% Students with a learning disability (IEP)



# Demographics

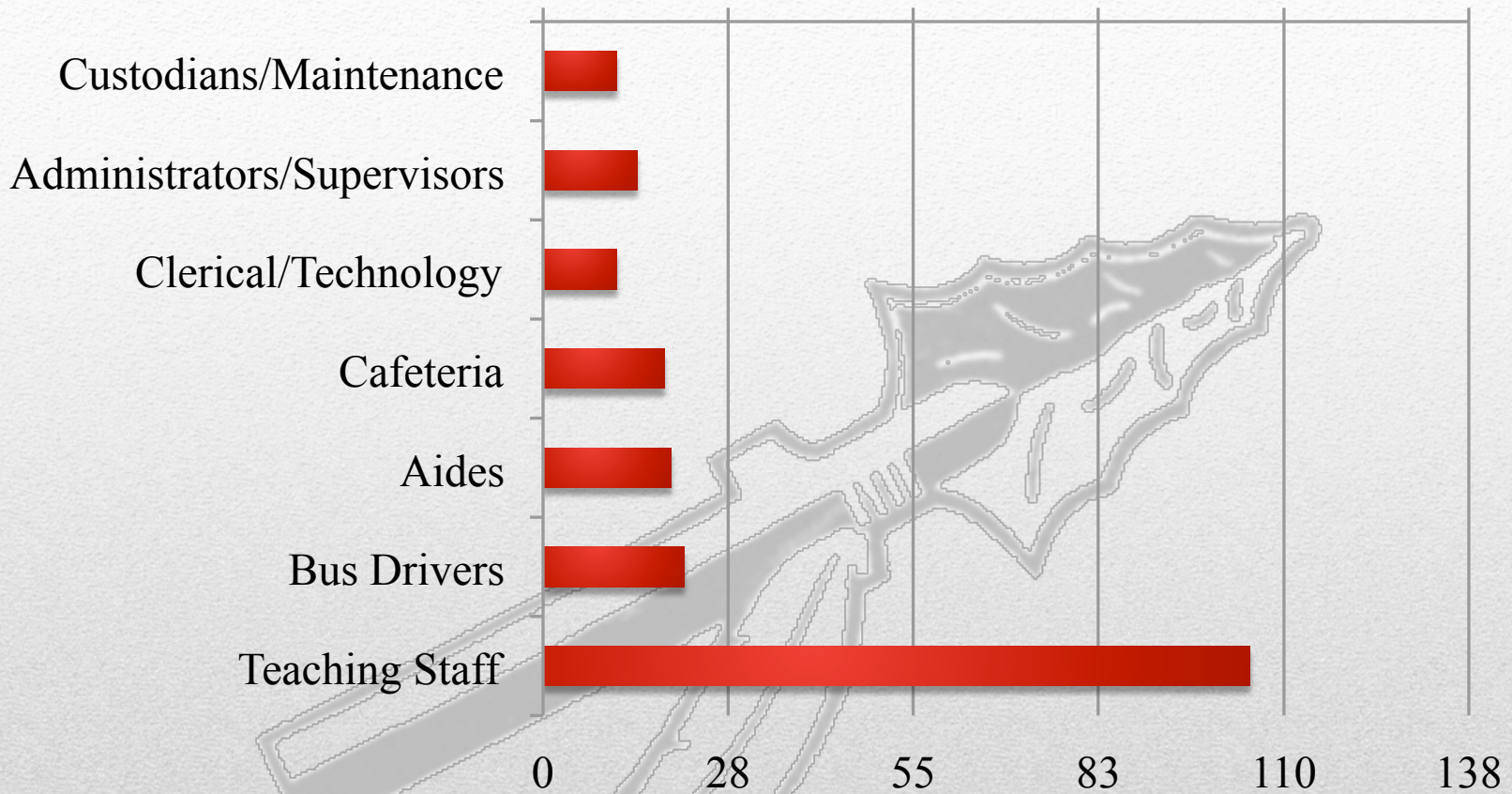
---

- ILES Student Enrollment- 659
- ILMS Student Enrollment- 494
- ILHS Student Enrollment- 415
- 46 students enrolled in an online community school
- 0 students enrolled in a site-based community school



# Demographics

---



# District Staffing

---

- 68% of IL teachers have 10+ years experience
- 16:1 Pupil to teacher ratio
- ILHS Art Teacher Mrs. Miller named a Rotary Club Teacher of the Year
- 3 Retirements at the end of the school year
- Full staff in position to begin the school year



# District Staffing

---

- Administered AIR tests in April
- Final Results will be available in September
- Released our own Report Card for 2015
- Working with SST6 Team on Ohio Improvement Process

## Indian Lake Local Schools District Report

Based on Data from the 2014-15 School Year

### Our Own Assessment: Defending our District, Students and Staff

The Indian Lake School District believes the state report card should be used as a guide to increase the quality of services to our students.

However, a large portion of the results compiled in the recent report card released by the State of Ohio for the 2014-15 school year should

be considered invalid. Because of PARCC's technical inefficiencies, our students experienced dozens of disruptive irregularities while testing.

As such, the State of Ohio has discontinued using PARCC tests after only one year. Still, approximately two-thirds of our

district evaluation is based on results from these unreliable exams.

Below are relevant results from the 2014-15 tests and other district data. As a school system, we are already taking real steps to address areas where improvement is necessary. But we do not want our strengths to be ignored in the state's unsound report.

### 2014-15 DEMOGRAPHICS

- Student body population 1681
- 7.8% of students are identified as Gifted.
- 47.08% of students are economically disadvantaged
- 15.5% of students are on an Individual Education Plan
- 13.5% of ILHS students attend Ohio Hi-Point Career Center.
- 23.8% of ILHS students earned 3 or more college credits.
- 94.4% Graduation rate for Class of 2014 (8.7% earned Honors Diploma, 12.7% earned Industry Credit)
- Average ACT score continues to rise from 20.9 in 2013, to 21.1 in 2014 to 22 in 2015.
- The 2014-15 school year showed the lowest retention rate since we began keeping this data.

### READING AT ILES

- Approximately 67% of students come to Kindergarten "Ready for School."
- At the end of the 2014-15 school year, 78% of K-4 students were "On Track" based on the Developmental Reading Assessment (DRA).
- 98.5% of 3<sup>rd</sup> grade students met the requirements for the 3<sup>rd</sup> Grade Reading Guarantee.

### PARENT/TEACHER CONFERENCES

- Fall 2015: Total of 61.78% Parent Participation
- ILES- 84.86% of parents came to conferences.
- ILMS- 70.84% of parents came to conferences.
- ILHS- 19.21% of parents came to conferences.

### COMMUNITY

- 48% of ILES students earned Good Citizen Awards.
- 40 ILMS 7<sup>th</sup> and 8<sup>th</sup> graders participate in the service organization known as Builders Club.
- 100 ILHS students participate in Key Club.
- Each senior completes at least 34 hours of community service. Many work with students at ILES and ILMS in activities like the "Second and Seven" reading program.
- At-risk ILMS students are working with community mentors.

### GRANTS

- Indian Lake Schools are now administering \$1,043,701 in grant money to help students with programs that include the "40 Developmental Assets of Successful People" and "OhioMeansJobs@ILHS."

### ODE 2014-15

#### REPORT CARD RESULTS

- 100% of IL students were tested. No one "opted out."
- IL students met 83.3% of the indicators on the State Developed AIR (American Institutes for Research), the OAA (Ohio Achievement Assessments) and the OGT (Ohio Graduation Test).
- IL students met 40% of the indicators on PARCC (Partnership for Assessment of Readiness for College and Careers) tests.
- IL students met 63.6% of the indicators when PARCC tests are combined with all other assessments.
- Ohio stopped using the PARCC tests after one year because the results were unreliable.

# Teaching & Learning

- Initiated Ohio Means Jobs@ILHS for ACT prep, credit recovery and more through 21st Century Grant
- Added ILMS Robotics Club through a partnership with Honda HTM
- Paired 40 ILMS students with local mentors through the Community Connectors Grant
- Added Welding as a Dual Enrollment course



# Teaching & Learning

---

- ILHS students earned 624 college credits through College Credit Plus
- Added to cross-campus collaborations including art projects and reading initiative with athletes
- Graduated 136 students in May (97.8% graduation rate)
- Highest ACT average scores in Logan County (22)



# Teaching and Learning

---



- Additional security cameras installed
- All visitors must be admitted through front door of each school building
- All visitors must sign in
- Operate under “Lock Down”
- Continue to work closely with Washington Township Police and Chief Rick Core
- Continue to update our fleet of buses



# Campus Safety

---

- 800 computers
- 300 iPads
- Added new computer labs to ILMS and ILHS in the summer of 2015
- Aiming for a 1:1 student to device ratio
- 1850 Facebook friends
- 400 Twitter followers
- Hosted Social Media Expert



# Technology


---

- 250 student athletes in ILMS and ILHS
- 160 Students in Band
- 210 Students in Choir
- 82 Students in Show Choir
- 240 Students in Art (as an elective)
- 350 Students in Service and Leadership Clubs



# Extracurricular Involvement

---

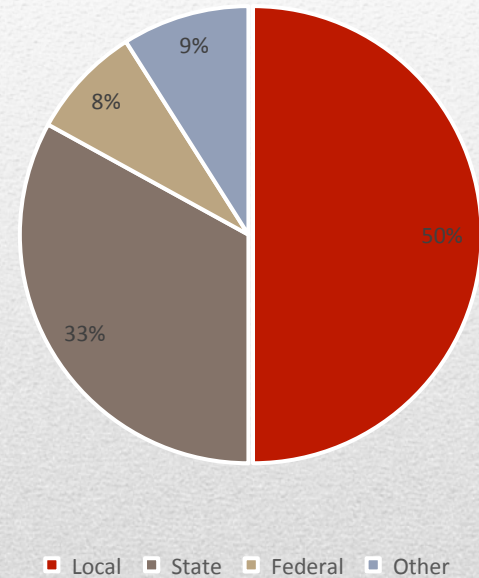


# Financial Update

---

- Local Support – property taxes collected
- State Support – state foundation, homestead and rollback property credits, tangible personal property phase out reimbursement, and state grants
- Federal Support – federal grants and reimbursement in the USDA child nutrition program
- Other Non-Tax - includes local grants, fees, tuition, and extracurricular sport activities

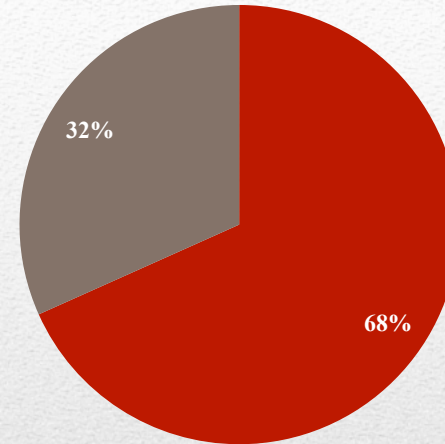
Fiscal Year 2015  
Revenue Sources



# FY15-Revenue Sources

## Fiscal Year 2015 Classroom Spending Data

- 68.3% of district funds are spent on classroom instruction
- Indian Lake ranked in the top third on classroom instruction spending

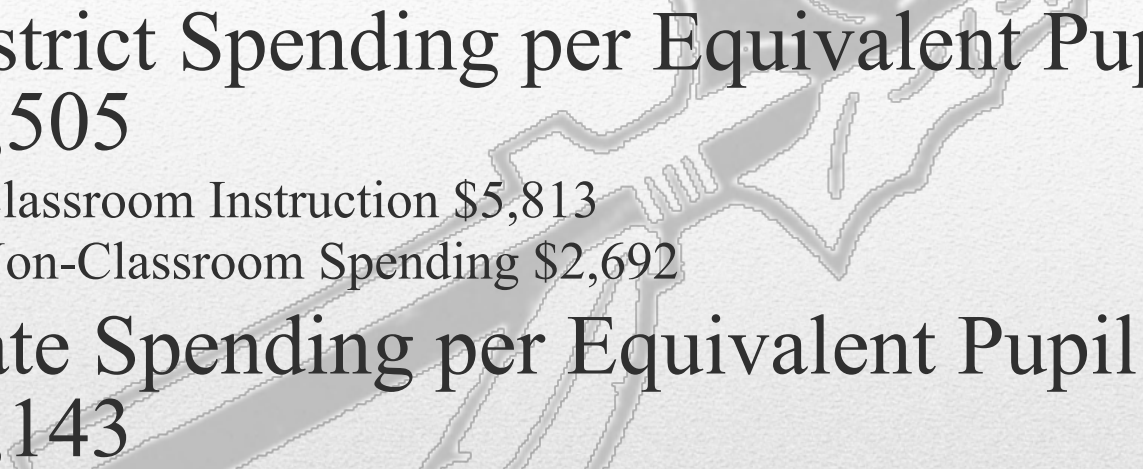


■ Classroom Instruction

■ Non-Classroom Instruction

# FY15 – Classroom Spending Ranking is 84 out of 276

---

- 
- District Spending per Equivalent Pupil - \$8,505
    - Classroom Instruction \$5,813
    - Non-Classroom Spending \$2,692
  - State Spending per Equivalent Pupil - \$9,143

# **FY15—Spending per Pupil**

---

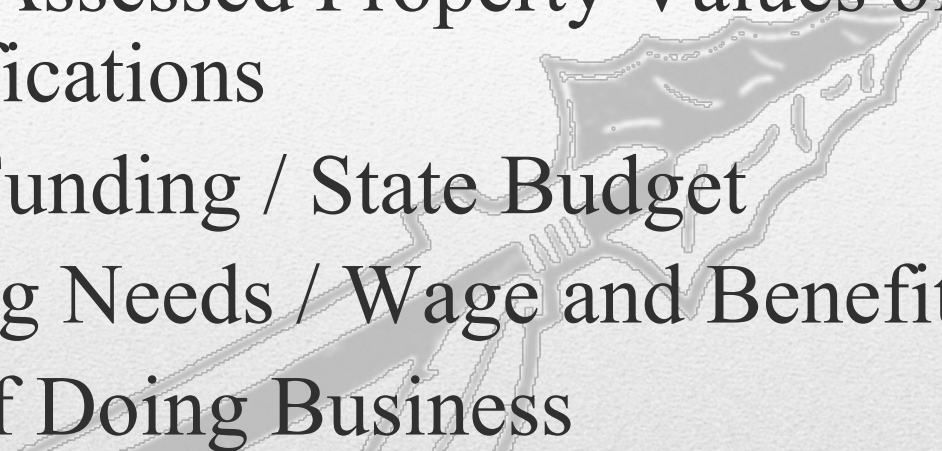
- Purpose of the Forecast
  - Assist in the financial management of the school's resources
  - Provide trend and insight to future financial position of the district based on current assumptions

# 5-Year Forecast

---

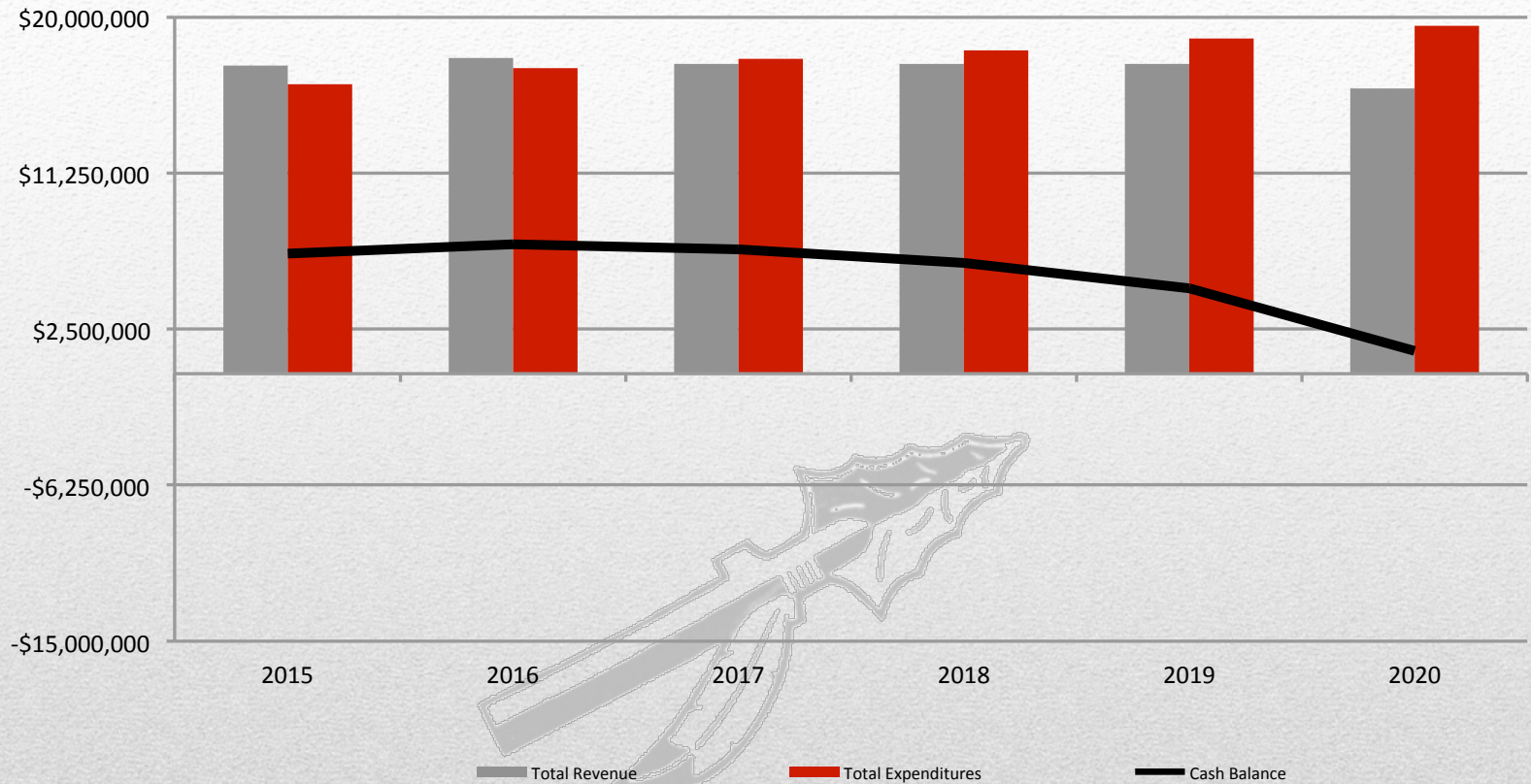




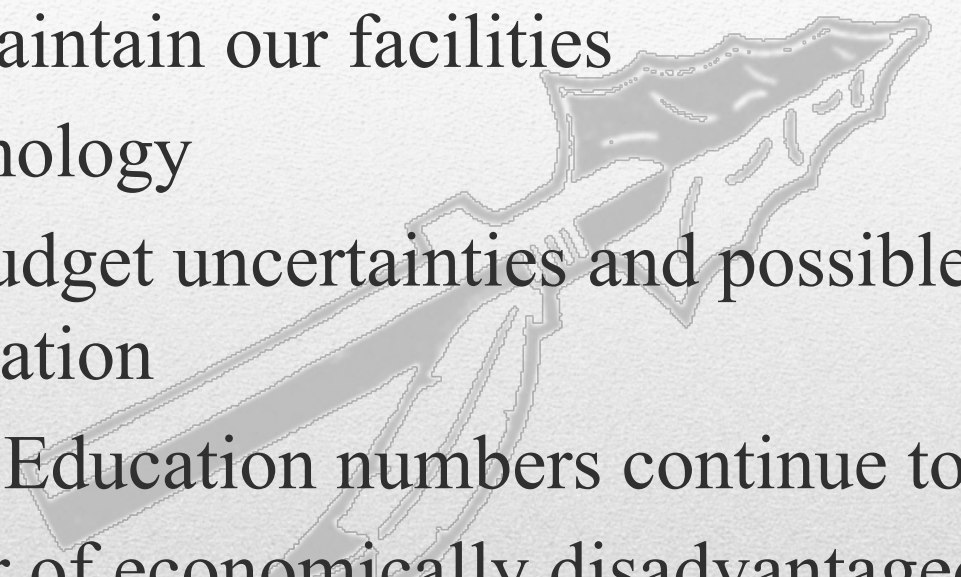
- 
- Local Assessed Property Values of all Classifications
  - State Funding / State Budget
  - Staffing Needs / Wage and Benefit Cost
  - Cost of Doing Business

## **Major Items that Affect the 5-Year Forecast**

---



# Current 5-Year Forecast

- 
- Cost of doing business continues to rise
  - Must maintain our facilities
    - Technology
  - State Budget uncertainties and possible CAUV recalculation
  - Special Education numbers continue to rise
  - Number of economically disadvantaged students continues to rise

# Concerns for the Future

---

- Straight A Grant
- Year 2 of OhioMeansJobs@ILHS
- Continuing the Community Connectors Grant
- Expanding Robotics teams and offering Robotics classes at ILHS
- Several Ag courses for college credit
- Continue to foster cross-campus programs like “2nd and 7 Reading” and ceramics projects



# Looking Ahead to 2016-17

---

# Questions?

**Thank You!**

- Patrick O'Donnell, Superintendent
- Coleen Reprogle, Treasurer  
Indian Lake Schools 937-686-8601  
odonnellp@ils-k12.org  
reproglec@ils-k12.org

